




- Arm length 1000mm
- Maximum payload 20kg

Ordering method

YK1000XG

		
Z axis stroke	Tool flange	Cable
200: 200mm 400: 400mm	No entry: None F: With tool flange	3L: 3.5m 5L: 5m 10L: 10m

RCX340-4

Controller / Number of controllable axes	Safety standard	Option A (OP.A)	Option B (OP.B)	Option C (OP.C)	Option D (OP.D)	Option E (OP.E)	Absolute battery
---	--------------------	--------------------	--------------------	--------------------	--------------------	--------------------	---------------------

Specify various controller setting items. RCX340 ▶ **P.636**

■ Specifications

			X-axis	Y-axis	Z-axis	R-axis
Axis specifications	Arm length		600 mm	400 mm	200 mm	400 mm
	Rotation angle		+/-130 °	+/-150 °	—	+/-360 °
AC servo motor output			750 W	400 W	400 W	200 W
Deceleration mechanism	Transmission method	Motor to speed reducer	Direct-coupled			
		Speed reducer to output	Direct-coupled			
Repeatability ^{Note 1}			+/-0.02 mm		+/-0.01 mm	+/-0.004 °
Maximum speed			10.6 m/sec		2.3 m/sec	1.7 m/sec
Maximum payload			20 kg (Standard type), 19 kg (Tool flange mount type)			
Standard cycle time: with 2kg payload ^{Note 2}			0.49 sec			
R-axis tolerable moment of inertia ^{Note 3}			1.0 kgm ²			
User wiring			0.2 sq × 20 wires			
User tubing (Outer diameter)			φ 6 × 3			
Travel limit			1.Soft limit 2.Mechanical stopper (X,Y,Z axis)			
Robot cable length			Standard: 3.5 m Option: 5 m, 10 m			
Weight			Z axis 200 mm: 56 kg Z axis 400 mm: 58 kg			

Note 1. This is the value at a constant ambient temperature. (X,Y axes)

Note 2. When reciprocating 300mm in horizontal and 25mm in vertical directions.

Note 3. The acceleration coefficient is set automatically in accordance with the tip weight and R-axis moment of inertia settings.

Note. Please consult YAMAHA when connecting other tubes and cables to the self-supporting machine harness.

Controller

Controller	Power capacity (VA)	Operation method
RCX340	2500	Programming / I/O point trace / Remote command / Operation using RS-232C communication

Note. The movement range can be limited by changing the positions of X and Y axis mechanical stoppers. (The movement range is set to the maximum at the time of shipment.)

See our robot manuals (installation manuals) for detailed information.

Note. To set the standard coordinates with high accuracy, use a standard coordinate setting jig (option). Refer to the user's manual (installation manual) for more details.

Our robot manuals (installation manuals) can be downloaded from our website at the address below:
<https://global.yamaha-motor.com/business/robot/>

YK1000XG

